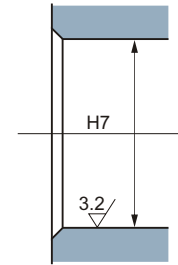
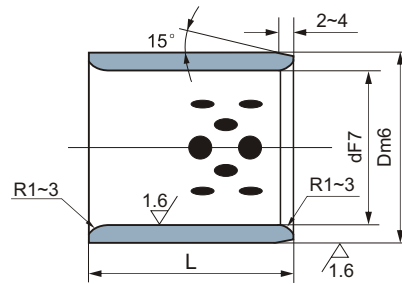
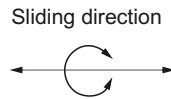


JDB650 Metric Cylindrical Bushes

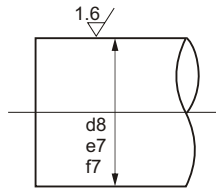


Mating Housing

I.D. ϕd F7		O.D. ϕD m6		L ^{-0.1} _{-0.3}							
				8	10	12	15	16	19	20	
6	+0.022 +0.010	10	+0.015 +0.006	061008	061010	061012					
8	+0.028 +0.013	12	+0.018 +0.007	081208	081210	081212	081215				
10		14		101408	101410	101412	101415			101420	
12	+0.034 +0.016	18	+0.021 +0.008	121808	121810	121812	121815	121816	121819	121820	
13		19			131910	131912	131915			131920	
14		20			142010	142012	142015			142020	
15		21			152110	152112	152115	152116		152120	
16		22			162210	162212	162215	162216	162219	162220	
17		23					172315				
18		24			182410	182412	182415	182416		182420	
19	+0.041 +0.020	26	+0.025 +0.009				192615		192620		
20		28		202810	202812	202815	202816	202819	202820		
		30		203010	203012	203015	203016		203020		
22		32			223212	223215			223220		
25	+0.050 +0.025	33	+0.030 +0.011		253312	253315			253320		
		35			253512	253515	253516		253520		
28		38					283816		283820		
30	+0.050 +0.025	40	+0.030 +0.011		303812	303815			303820		
		42			304012	304015			304020		
32		44							324220		
35		45							354420		
38		48							354520		
40		50					405015		405020		
45	55				405515						
	56										
	60										

JDB650 Metric Cylindrical Bushes

Material 650# + Graphite



d8: High load
e7: Light load
f7: High precision

Mating Shaft

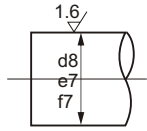
L $\begin{matrix} -0.1 \\ -0.3 \end{matrix}$								I.D. After Press-Fitting	JTW	I.D. ϕ d
25	30	35	40	50	60	70	80			
								+0.019 +0.007	—	6
								+0.025 +0.010	—	8
									10	10
121825	121830							+0.031 +0.013	12	12
131925	131930							+0.030 +0.012	13	13
142025	142030								14	14
152125	152130	152135							15	15
162225	162230	162235							16	16
									18	17
182425	182430	182435							18	18
									20	19
202825	202830	202835	202840	202850					20	20
203025	203030	203035	203040	203050					20	
223225									25	22
253325	253330	253335	253340	253350	253360			25	25	
253525	253530	253535	253540	253550	253560			25		
283825	283830		283840					30	28	
303825	303830	303835	303840	303850	303860			30	30	
304025	304030	304035	304040	304050	304060			30		
	324230		324240					35	32	
354425	354430	354435	354440	354450	354460			35	35	
354525	354530	354535	354540	354550	354560			35		
			384840					40	38	
405025	405030	405035	405040	405050	405060	405070	405080	40	40	
	405530	405535	405540	405550	405560			40		
	455530	455535	455540	455550	455560			45	45	
	455630	455635	455640	455650	455660			45		
	456030	456035	456040	456050	456060	456070	456080	45		

※压入后内孔公差值做参考。

The ID tolerance after fitting is for reference.

JFB650 Metric Flange Bushes

Material 650# + Graphite



Mating Shaft

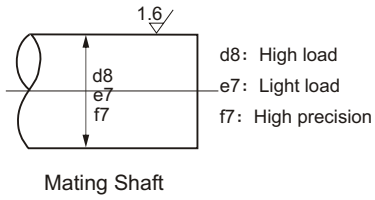
d8: High load
e7: Light load
f7: High precision

L ^{-0.1 -0.3}										I.D. After Press-Fitting	I.D. ϕ d
25	30	35	40	50	60	67.5	80	100	120		
										+0.016 +0.004	6
										+0.021 +0.006	8
											10
1225	1230									+0.031 +0.013	12
1325	1330										13
1425											14
1525	1530									+0.026 +0.008	15
1625	1630	1635	1640								16
1825	1830	1835	1840								18
2025	2030	2035	2040							+0.037 +0.016	20
2525	2530	2535	2540	2550						+0.032 +0.011	25
3025	3030	3035	3040	3050							30
	3130	3135	3140								31.5
3525	3530	3535	3540	3550						+0.046 +0.021	35
4025	4030	4035	4040	4050							40
	4530	4535	4540	4550	4560					+0.040 +0.015	45
	5030	5035	5040	5050	5060						50
			5540		5560					+0.055 +0.025	55
			6040	6050	6060		6080				60
						6367				+0.053 +0.023	63
					6560						65
				7050							70
					7560		7080			+0.046 +0.016	75
					8060		8080	80100			80
					9060		9080			+0.060 +0.025	90
							10080	100100			100
							12080	120100		+0.052 +0.017	120
							13080	130100		+0.068 +0.028	130
							14080	140100			140
								150100	150120	+0.065 +0.025	150
								160100	160120		160

The ID tolerance after fitting is for reference.

JDBB Metric Flange Bushes

Material 650# + Graphite

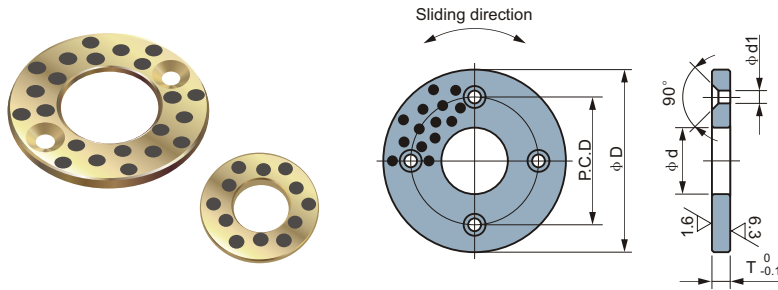


L ^{-0.1} / _{-0.3}												I.D. After Press-Fitting	I.D. ϕ d
27	35	37	38	47	48	50	58	60	68	80	90		
												+0.016 +0.004	6
												+0.021 +0.006	8
													10
												+0.031 +0.013	12
												+0.026 +0.008	13
													15
													16
													18
												+0.037 +0.016	20
												+0.032 +0.011	25
	3035												30
	3535											+0.046 +0.021	35
4027		4037		4047									40
			5038		5048		5058					+0.040 +0.015	50
			6038		6048		6058		6068			+0.053 +0.023	60
						7075				7080		+0.046 +0.016	70
								8060			8090		80

The ID tolerance after fitting is for reference.

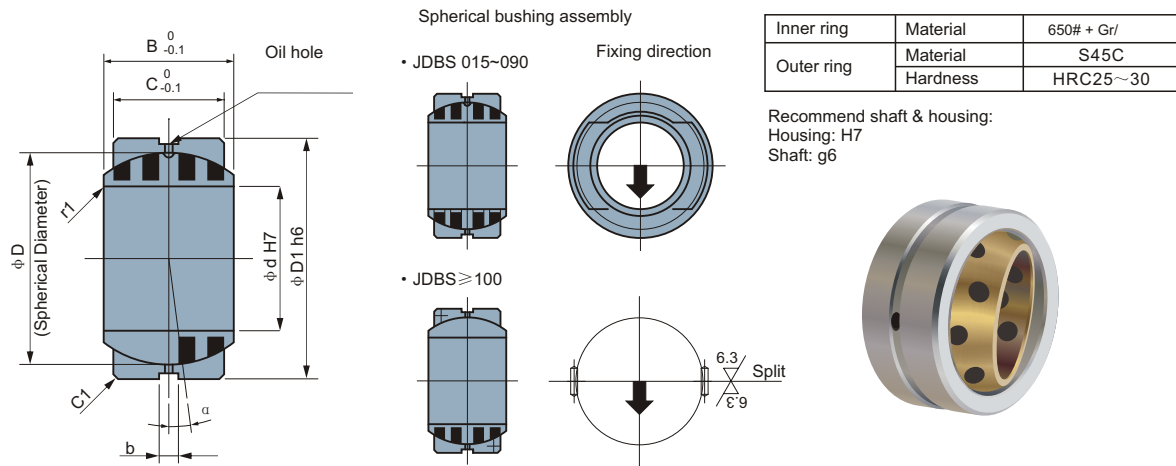
JTW650 Metric Thrust Washer

Material 650# + Graphite



Standard No.	I.D.		O.D.	Thickness	Screw Holes							
	φ d				φ D	P.C.D	Number of Holes	Flat Head Screw	d1			
JTW-0603	6.2	+0.20 +0.10	25	3	0	15	2	M3	3.5			
JTW-0803	8.2		28			18						
JTW-1003	10.2		30			20						
JTW-1203	12.2		30			28						
JTW-1203N			40	Without flat head screw hole								
JTW-1303	13.2			28	2	M3	3.5					
JTW-1403	14.2			35								
JTW-1503	15.2			Without flat head screw hole								
JTW-1603	16.2		+0.30 +0.10	50	5	-0.1	35	2	M3	3.5		
JTW-1603N				Without flat head screw hole								
JTW-1803	18.2			55			40				M5	6
JTW-2005	20.2			60			45					
JTW-2505	25.2			70	50	M6	7					
JTW-3005	30.2			80	60							
JTW-3505	35.2			90	67.5							
JTW-4007	40.2			75	75							
JTW-4507	45.2	8		85	4	M8	9					
JTW-5008	50.3			100				85				
JTW-5508	55.3			110				90				
JTW-6008	60.3			120				95				
JTW-6508	65.3	10		130	M10	11						
JTW-7010	70.3			140			100					
JTW-7510	75.3			150			110					
JTW-8010	80.3			170			120					
JTW-9010	90.5	190	140	M10	11							
JTW-10010	100.5	170	160									
JTW-12010	120.5	200	175									

JDBS Metric Spherical Bushes



Standard No.	d	H7	D1	h6	B	C	D	b	Alignment Angle α°	Allowable Radial Load (kN)	Allowable Thrust Load (kN)
JDBS-015	15	$\begin{smallmatrix} +0.018 \\ 0 \end{smallmatrix}$	26	$\begin{smallmatrix} 0 \\ -0.013 \end{smallmatrix}$	12	9	22	4	8	6.5	0.5
JDBS-020	20	$\begin{smallmatrix} +0.021 \\ 0 \end{smallmatrix}$	32	$\begin{smallmatrix} 0 \\ -0.016 \end{smallmatrix}$	16	14	28		4	12.6	1.4
JDBS-025	25		42		21	18	36		5	21.8	2.5
JDBS-030	30		50		27	23	44		6	32.0	3.5
JDBS-035	35	$\begin{smallmatrix} +0.025 \\ 0 \end{smallmatrix}$	55	$\begin{smallmatrix} 0 \\ -0.019 \end{smallmatrix}$	30	26	49		5	43.7	4.8
JDBS-040	40		62		33	28	55		6	54.7	5.7
JDBS-045	45		72		36	31	62		5	69.7	7.2
JDBS-050	50		80		42	36	70		5	92.4	10
JDBS-060	60	$\begin{smallmatrix} +0.030 \\ 0 \end{smallmatrix}$	100	$\begin{smallmatrix} 0 \\ -0.022 \end{smallmatrix}$	53	45	90		6	143	16
JDBS-070	70		110		58	50	99		5	181	20
JDBS-080	80		130		70	60	115	5	254	30	
JDBS-090	90	$\begin{smallmatrix} +0.035 \\ 0 \end{smallmatrix}$	140	$\begin{smallmatrix} 0 \\ -0.025 \end{smallmatrix}$	76	65	125	6	313	36	
JDBS-100	100		160		88	75	145	5	544	64	
JDBS-110	110		170		93	80	155	5	642	73	
JDBS-120	120		190		105	90	170	6	797	94	
JDBS-130	130	$\begin{smallmatrix} +0.040 \\ 0 \end{smallmatrix}$	200	$\begin{smallmatrix} 0 \\ -0.029 \end{smallmatrix}$	110	95	180	5	880	105	
JDBS-140	140		210		90	70	180	7	668	56	
JDBS-150	150		220		120	105	200	5	1135	129	
JDBS-160	160		230		105	80	200	8	891	73	
JDBS-180	180		260		105	80	225	6	1002	74	
JDBS-200	200	$\begin{smallmatrix} +0.046 \\ 0 \end{smallmatrix}$	290	$\begin{smallmatrix} 0 \\ -0.032 \end{smallmatrix}$	130	100	250	7	1434	117	
JDBS-220	220		320		135	100	275	8	1577	118	
JDBS-240	240		340		140	100	300	8	1720	118	
JDBS-260	260	$\begin{smallmatrix} +0.052 \\ 0 \end{smallmatrix}$	370	$\begin{smallmatrix} 0 \\ -0.036 \end{smallmatrix}$	150	110	325	7	2072	143	
JDBS-280	280		400		155	120	350	6	2455	172	
JDBS-300	300		430		165	120	375	7	2630	172	